

# Unit 8 At the Store

## Conversation

**A** Listen and repeat. Then act out with friends. 63



**B** Listen and sing. 64



## I Like These Pens

I like these pens.  
I like these pens.  
Oops! I'm sorry.  
That's OK. Here you are.  
That's OK. Here you are.  
Thank you.  
That's OK. Here you are.  
That's OK. Here you are.  
Thank you.


**C** Listen and write the number. Then act out. 65

- 1 That's OK. 2 I'm four. 3 What about you? 4 Thank you.





**A** Listen and repeat. Then point and say. 66



**B** Listen and repeat. Then ask and answer. 67

What are these?

They're **rulers**.

They're = They are





**C** Listen and repeat. Then ask and answer. 68

Are these **rulers**?







Yes, they are.

No, they aren't.

aren't = are not



**D** Listen and circle **Yes** or **No**. 69



**E** Look at **D**. Ask and answer.

Are these scissors?

Yes, they are.



## The World around Us

**A** Look, listen, and point. 70

Hello! My name's Tim.  
I live in the **UK**.  
This is my school bag.  
This is my pencil case.

### Tim's School Things




**B** Look and write the numbers. What's in Tim's bag? What's in your bag?

	glue stick	marker	notebook	pencil case	ruler
Tim's Bag	one				
My Bag					

## Unit Link U5, U6, U7, U8

**A** Listen and answer. 71




**B** Point and say.

I see two peaches.





# Plus and Minus



$3 + 2 = 5$

$2 + 6 = 8$

$4 - 1 = 3$

$9 - 5 = 4$

## Your Turn


Write the numbers. Point and say.

Four minus three equals one.

## Project

Make a shape book. Share it with the class.

My Shape Book



6 circles 2 rectangles  
1 square 3 triangles  
2 stars 2 diamonds



3 circles 2 rectangles  
1 square 7 triangles  
2 stars 4 diamonds

Go to page 7 in your Project Book.