

# Unit 9 Getting There

## Conversation

### A Listen and repeat. Then act out with friends. 74

- We're going to the science museum today.
- The science museum? Yay!
- Where is the museum?
- It's downtown. We'll take the subway.



- Here are the tickets.
- Thank you, Ms. Lewis.
- How long will it take by subway?
- It'll take about 20 minutes.


- We'll get off at the next station.
- Already? That was fast.



### B Look at A. Practice the dialog with the new words.



bus / half an hour / stop



train / two hours / station

### C Listen and sing. 75



## Subway to the Museum

We're going to the museum.  
We're going to the museum.

We're going to the museum today.  
To get there, we'll take the subway.  
Here are all the tickets!

How long will it take by subway?  
It will take about 20 minutes.

We'll get off at the next station.  
Wow!  
That was fast!



### D Listen and write the number. Then act out. 76

- 1 Come on! It takes only 30 minutes.
- 2 Can we walk there?
- 3 How long will it take by bus?
- 4 OK. Where do you want to go?



- Let's go out for dinner.
- 
- I want to go to an Italian restaurant.
- 
- No. We'll take a bus.

- 
- It'll take about half an hour.
- That's too far.
- 
- OK. Let's go.





**A** Listen and repeat. Then point and say. 77



take a bus




take the subway



take a taxi



take the tram



take the train



drive a car



ride a motorcycle



walk


**B** Listen and repeat. Then ask and answer. 78

How does he get to work?

He **takes a bus** to work.

**C** Listen and answer. Then ask and answer. 79

How does he get to work? He takes the tram to work.



**D** Ask your friend and write.

I ride my bike to school.

1 How do you get to school?

2 How does your mom or dad get to work?

I

My Friend

**E** Listen and repeat. Then ask and answer. 80

How is she going to get to the airport tomorrow?

She's going to **take a bus**.





A Look and listen. Then choose and write. 81

# THE CONVENIENT T-MONEY CARD

card reader fare ride scan subway

The T-money card is a transportation card in Seoul. This card is all you need to \_\_\_\_\_ buses, subways, or even taxis. With this card, you don't need to carry any \_\_\_\_\_ money with you. Also, you don't need to wait in line to buy a ticket for the subway. All you have to do is scan the card on the \_\_\_\_\_ when you get on and off the bus. And for subways, you \_\_\_\_\_ the card on your way in and out of the \_\_\_\_\_. Come to Seoul and try it! This is Jina, reporting from Seoul, South Korea.



B Think and answer about yourself.

1. What is the best way to get around in your city?
2. How often do you take a bus?
3. How much is the bus fare in your city?

A Listen and answer. 82




B Point and say. What will they do?

He'll mow the lawn first.



First



Next



After that

