

# Where are my keys?

- Identify and discuss personal and classroom objects
- Discuss the location of items

## 1 SNAPSHOT

- Listen and practice.



Check (✓) the things in your bag.  
What is one other thing in your bag?

## 2 ARTICLES Classroom objects

- A Listen. Complete the sentences with a or an.



1. This is \_\_\_\_\_ book.



2. This is \_\_\_\_\_ English book.



3. This is \_\_\_\_\_ eraser.



4. This is \_\_\_\_\_ notebook.



5. This is \_\_\_\_\_ pen.



6. This is \_\_\_\_\_ clock.

### articles

an + vowel sound  
a + consonant sound

- B PAIR WORK Find and spell these things in your classroom.

backpack	chair	eraser	pen	notebook
board	desk	pencil	wall	wastebasket
poster	door	outlet	book	window

A: This is a chair.  
B: How do you spell chair?  
A: C-H-A-I-R.

## 3 CONVERSATION What are these?

- Listen and practice.

Brandon: Excuse me. What are these?  
Christina: They're flash drives.  
Brandon: Oh, they're cool. And what's this?  
Christina: It's a tablet.  
Brandon: A tablet? Really? Wow! It's great!  
Christina: Yes, it is. It's a new model.  
Brandon: Huh... and what's this?  
Christina: It's a tablet case.  
Brandon: Oh. It's... interesting... and different.



## 4 PRONUNCIATION Plural -s endings


- A Listen and practice. Notice the pronunciation of the plural -s endings.

s = /z/		s = /s/		(e)s = /ɪz/	
flash drive	flash drives	desk	desks	tablet case	tablet cases
cell phone	cell phones	laptop	laptops	class	classes
pencil	pencils	backpack	backpacks	hairbrush	hairbrushes

- B Say the plural form of these nouns. Then complete the chart.



phone case



student ID



paper clip



newspaper




purse




tablet



television



ticket



box


/z/	/s/	/ɪz/
		phone cases

- C Listen and check your answers.




## 5 GRAMMAR FOCUS


▶ This/these, it/they; plurals




**This is a laptop.**



What's **this**?  
**It's** a flash drive.



**These are laptops.**



What **are these**?  
**They're** flash drives.

**It's** = It is  
**They're** = They are

GRAMMAR PLUS see page 133

Complete these conversations. Then practice with a partner.



1. A: What are these?  
B: \_\_\_\_\_



2. A: What \_\_\_\_\_?  
B: \_\_\_\_\_




3. A: What \_\_\_\_\_?  
B: \_\_\_\_\_



4. A: What \_\_\_\_\_?  
B: \_\_\_\_\_



5. A: What \_\_\_\_\_?  
B: \_\_\_\_\_



6. A: What \_\_\_\_\_?  
B: \_\_\_\_\_

## 6 SPEAKING What's this called?

▶ A Listen and practice.



A: What's this called in English?  
B: I don't know.  
C: It's a credit card.  
A: How do you spell that?  
C: C-R-E-D-I-T C-A-R-D.




A: What are these called in English?  
B: I think they're called headphones.  
A: How do you spell that?  
B: H-E-A-D-P-H-O-N-E-S.

B **GROUP WORK** Choose four things. Put them on a desk. Then ask about the name and spelling of each thing.

## 7 CONVERSATION Where are my car keys?

▶ Listen and practice.

**Lauren** Oh, no! Where are my car keys?  
**Matt** I don't know. Are they in your purse?  
**Lauren** No, they're not.  
**Matt** Maybe they're on the table in the restaurant.  
**Server** Excuse me. Are these your keys?  
**Lauren** Yes, they are. Thank you!  
**Server** You're welcome. And is this your wallet?  
**Lauren** Hmm. No, it's not. Where's your wallet, Matthew?  
**Matt** It's in my pocket. . . . Wait a minute! That is my wallet!



## 8 GRAMMAR FOCUS

▶ Yes/No and where questions with be

**Is this** your wallet?  
Yes, **it is**. / No, **it's not**.  
**Are these** your keys?  
Yes, **they are**. / No, **they're not**.

**Where's** your wallet?  
**It's** in my pocket.  
**Where are** my keys?  
**They're** on the table.

GRAMMAR PLUS see page 133

A Complete these conversations. Then practice with a partner.

1. A: Is this your cell phone?  
B: No, \_\_\_\_\_ not.  
A: \_\_\_\_\_ these your car keys?  
B: Yes, \_\_\_\_\_ are. Thanks!  
2. A: Where \_\_\_\_\_ my glasses?  
B: Are \_\_\_\_\_ your glasses?  
A: No, they're \_\_\_\_\_.  
B: Look! \_\_\_\_\_ they in your pocket?  
A: Yes, \_\_\_\_\_. Thanks!

3. A: Where \_\_\_\_\_ your headphones?  
B: \_\_\_\_\_ on the table.  
A: No, \_\_\_\_\_ not. They're my headphones!  
B: You're right. My headphones \_\_\_\_\_ in my backpack.  
4. A: \_\_\_\_\_ this my umbrella?  
B: No, \_\_\_\_\_ not. It's my umbrella.  
A: Sorry. \_\_\_\_\_ is my umbrella?  
B: \_\_\_\_\_ on your chair.  
A: Oh, you're right!

B **GROUP WORK** Choose one of your things and put it in a bag. Then choose something from the bag that is not your object. Find the owner of this object.

A: Is this your pen, Akiko?  
B: No, it's not.  
C: Are these your keys, Marcos?  
D: Let me see. Yes, they are.



## 9 WORD POWER Prepositions; article the

A Listen and practice.

Where is **the** cell phone?  
The cell phone is in **the** box.



in



in front of



behind



on



next to



under

B Complete these sentences. Then listen and check your answers.



1. The books are in the backpack.



2. The flash drives are \_\_\_\_\_.



3. The newspaper is \_\_\_\_\_.



4. The chair is \_\_\_\_\_.



5. The wallet is \_\_\_\_\_.



6. The glasses are \_\_\_\_\_.

C PAIR WORK Ask and answer questions about the pictures in part B.

A: Where are the books?

B: They're in the backpack.

## 10 LISTENING Emily's things

Listen. Where are Emily's things? Check (✓) the correct locations.

1. sunglasses	<input type="checkbox"/> on the table	<input type="checkbox"/> in her purse
2. ID	<input type="checkbox"/> in her wallet	<input type="checkbox"/> in front of the clock
3. headphones	<input type="checkbox"/> on the chair	<input type="checkbox"/> next to the television
4. tablet	<input type="checkbox"/> on the table	<input type="checkbox"/> under the table

## 11 SPEAKING Where are Kevin's things?

PAIR WORK Help Kevin find his things. Ask and answer questions.

cell phone hairbrush laptop umbrella glasses keys tablet credit card

A: Where's his cell phone?

B: It's under the chair.



## 12 INTERCHANGE 2 Find the differences

Compare two pictures of a room. Go to Interchange 2 on page 115.