

Does it have a view?

- Describe houses and apartments
- Discuss furniture and dream homes

1 SNAPSHOT

- Listen and practice.



What rooms are in houses in your country? What rooms are in apartments?
What rooms are in your house or apartment? What is your favorite room?

2 CONVERSATION Do you live downtown?

- Listen and practice.

- Julia** Hi Ethan. Guess what! I have a new apartment.
- Ethan** Hey! Cool! Do you live downtown?
- Julia** No, I don't. I live near the university now.
- Ethan** That's great! What's it like?
- Julia** It's really nice. It has a big living room, a bedroom, a bathroom, and a kitchen.
- Ethan** Awesome! Does it have an elevator?
- Julia** Yes, it does.
- Ethan** And does it have a nice view?
- Julia** No, it doesn't. It has a view of another apartment building!



3 GRAMMAR FOCUS

Simple present short answers

Do you **live** in an apartment?

Yes, I **do**. / No, I **don't**.

Do the bedrooms **have** closets?

Yes, they **do**. / No, they **don't**.

Does Ethan **live** in a house?

Yes, he **does**. / No, he **doesn't**.

Does the house **have** a yard?

Yes, it **does**. / No, it **doesn't**.

GRAMMAR PLUS see page 138

A Complete the conversation. Then practice with a partner.

Julia Do you live in an apartment?

Ethan No, I live in a house.

Julia Does it have a yard?

Ethan Yes, it does.

Julia That sounds nice. Do you live alone?

Ethan No, I live with my family.

Julia Do you have any brothers or sisters?

Ethan Yes, I have four sisters.

Julia Really? How many bedrooms does your house have?

Ethan Yes, it has four.

Julia Do you have your own bedroom?

Ethan Yes, I do. I'm really lucky.

B PAIR WORK Read the conversation in part A again. Ask and answer these questions about Ethan.

- Does he live in an apartment?
- Does his house have a yard?
- Does he live alone?
- Does he have his own room?

C PAIR WORK Write five questions to ask your partner about his or her home. Then ask and answer the questions.

4 LISTENING We have a nice yard.

- Listen to four people describe their homes. Number the pictures from 1 to 4.



5 WORD POWER Furniture and appliances


▶ A Listen and practice.



an armchair



a stove



curtains




pictures



a bed




a table



a coffee table



a microwave



a refrigerator



lamps



a sofa



a desk



a coffee maker



a dresser



chairs



a mirror



a bookcase



a rug



cupboards

B Which rooms have the things in part A? Complete the chart.

A kitchen has ...	a table a stove
A dining room has ...	a table
A living room has ...	
A bedroom has ...	

C **GROUP WORK** What furniture is in your house or apartment? Tell your classmates.
"My living room has a sofa, a bookcase, and a rug ..."

6 CONVERSATION I really need some furniture.

▶ Listen and practice.

- Eric: This apartment is great, Lara.
- Lara: Thanks. I love it, but I really need some furniture.
- Eric: What do you need?
- Lara: Oh, lots of things. For example, there are some chairs in the kitchen, but there isn't a table.
- Eric: That's true. And there's no sofa in the living room.
- Lara: And there aren't any armchairs, there isn't a rug ... There's only this lamp!
- Eric: So let's go shopping next weekend!



7 GRAMMAR FOCUS

▶ There is, there are

There's a bed in the bedroom.

There's no sofa in the bedroom.

There isn't a table in the kitchen.

There are some chairs in the kitchen.

There are no chairs in the living room.

There aren't any chairs in the living room.

There's = There is

GRAMMAR PLUS see page 138

A Look at the picture of Ann's apartment. Complete the sentences. Then practice with a partner.

- There's no dresser in the bedroom.
- _____ chairs in the kitchen.
- _____ lamp in the living room.
- _____ refrigerator.
- _____ rugs on the floor.
- _____ curtains on the windows.
- _____ armchair in the bedroom.
- _____ books in the bookcase.



B Write five sentences about things you have or don't have in your home. Then compare with a partner.

There are two sofas in my living room.

8 INTERCHANGE 7 Find the differences

Compare two apartments. Go to Interchange 7 on page 121.

